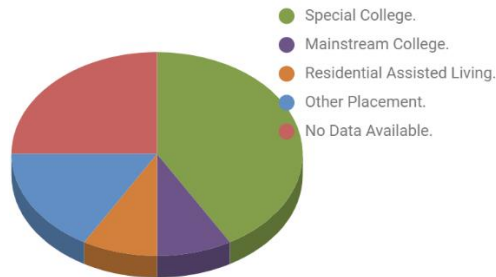


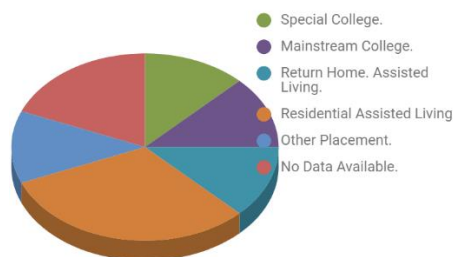
Destination Data for students leaving Stone Bay

2012-2013



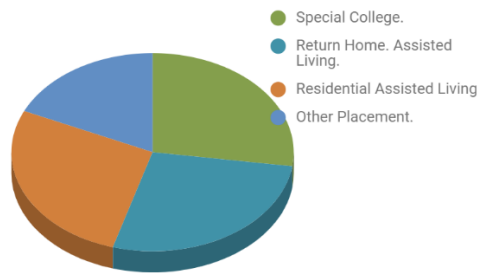
Full Employment	0	0%
Supported Internship	0	0%
Special College	5	42%
Mainstream College	1	8%
Return Home Assisted Living	0	0%
Residential Assisted Living	1	8%
Other Placement	2	17%
No Data Available	3	25%

2013-2014



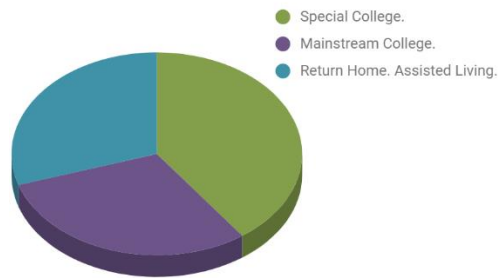
Full Employment	0	0%
Supported Internship	0	0%
Special College	2	13%
Mainstream College	2	13%
Return Home Assisted Living	2	13%
Residential Assisted Living	5	38%
Other Placement	2	13%
No Data Available	3	19%

2014-2015



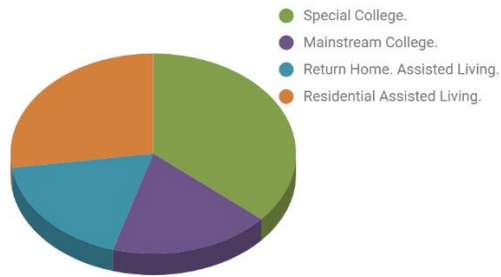
Full Employment	0	0%
Supported Internship	0	0%
Special College	3	27%
Mainstream College	0	0%
Return Home Assisted Living	3	27%
Residential Assisted Living	3	27%
Other Placement	2	18%
No Data Available		0%

2015-2016



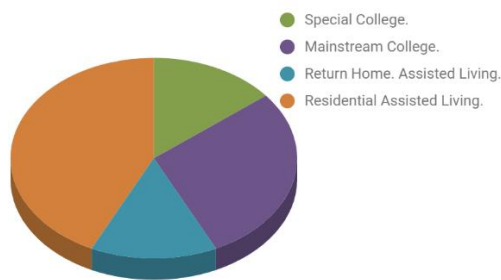
Full Employment	0	0%
Supported Internship	0	0%
Special College	4	40%
Mainstream College	3	30%
Return Home Assisted Living	3	30%
Residential Assisted Living	0	0%
Other Placement	0	0%
No Data Available	0	0%

2016-2017



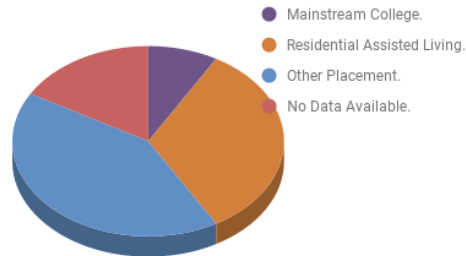
Full Employment	0	0%
Supported Internship	0	0%
Special College	4	36%
Mainstream College	2	18%
Return Home Assisted Living	2	18%
Residential Assisted Living	3	27%
Other Placement	0	0%
No Data Available	0	0%

2017-2018



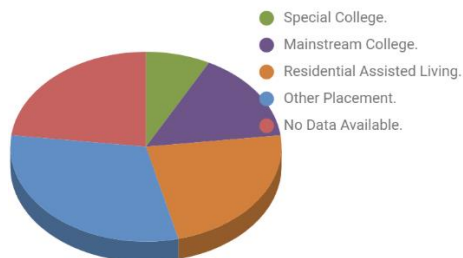
Full Employment	0	0%
Supported Internship	0	0%
Special College	1	13%
Mainstream College	2	25%
Return Home Assisted Living	1	13%
Residential Assisted Living	3	38%
Other Placement	0	0%
No Data Available	0	0%

2018-2019



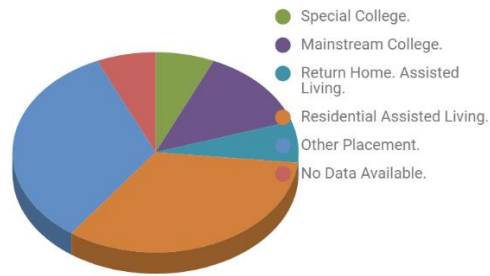
Full Employment	0	0%
Supported Internship	0	0%
Special College	0	0%
Mainstream College	1	8%
Return Home Assisted Living	0	0%
Residential Assisted Living	4	33%
Other Placement	5	42%
No Data Available	2	17%

2019-2020



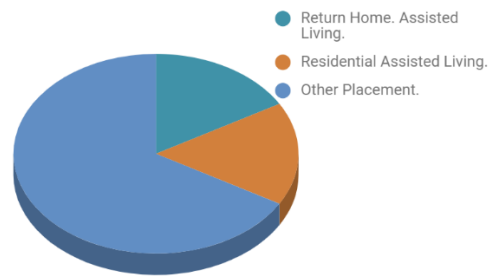
Full Employment	0	0%
Supported Internship	0	0%
Special College	3	27%
Mainstream College	0	0%
Return Home Assisted Living	3	27%
Residential Assisted Living	3	27%
Other Placement	2	18%
No Data Available	0	0%

2020-2021



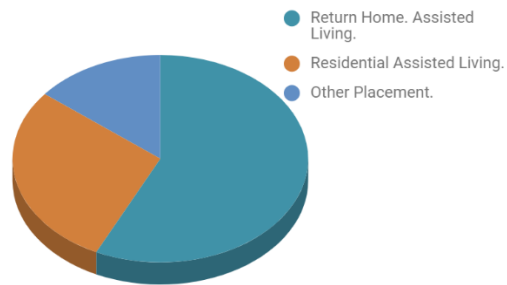
Full Employment	0	0%
Supported Internship	0	0%
Special College	1	8%
Mainstream College	2	17%
Return Home Assisted Living	1	8%
Residential Assisted Living	5	42%
Other Placement	5	42%
No Data Available	1	8%

2021-2022



Full Employment	0	0%
Supported Internship	0	0%
Special College	0	0%
Mainstream College	0	0%
Return Home Assisted Living	1	8%
Residential Assisted Living	1	8%
Other Placement	4	33%
No Data Available	0	0%

2022-2023



Full Employment.	0	0%
Supported Internship.	0	0%
Special College.	0	0%
Mainstream College.	0	0%
Return Home. Assisted Living.	4	57%
Residential Assisted Living.	2	29%
Other Placement.	1	14%
No Data Available.	0	0%